

# Graphing two equations and finding the intersection points.

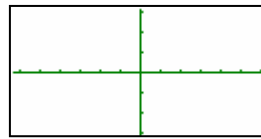
This resource was written by Derek Smith with the support of CASIO New Zealand. It may be freely distributed but remains the intellectual property of the author and CASIO.

Select GRAPH mode from the main menu by using the arrow keys to highlight the GRAPH icon or pressing 5.



Finding the intersection points of two graphs, where  $f(x) = g(x)$

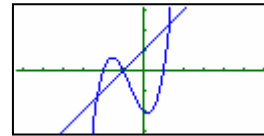
Make sure that the V-window is set up to see the graph efficiently



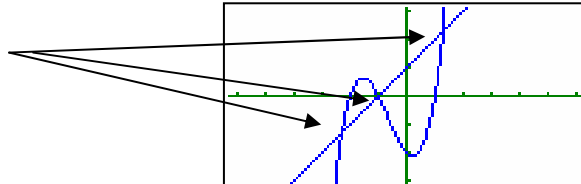
**Example 1:** Solve  $y = (x + 1)(x + 2)(x - 1)$  and  $y = x + 1$  simultaneously to find the points of intersection.



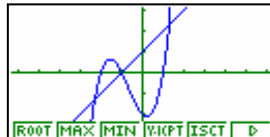
**F6** or **EXE**  
to draw



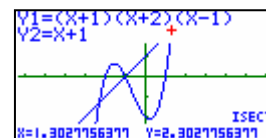
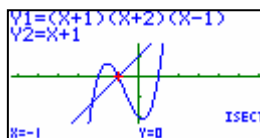
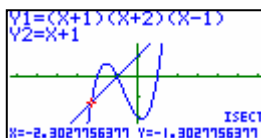
The intersection points



Press **SHIFT** **F5** for **G-Solv** (finds intersection points)



Then **F5** for **ISCT** (intersection points) then the right replay arrow to find all others.



For further tips, more helpful information and software support visit our website [www.monacocorp.co.nz/casio](http://www.monacocorp.co.nz/casio)