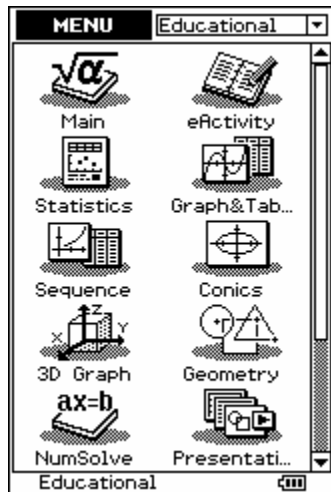


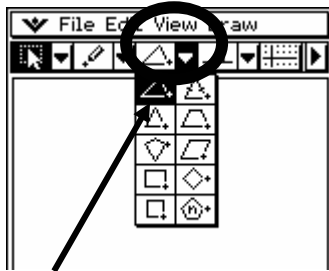
Geometry – angle bisectors.

Enter into the **Geometry** icon.



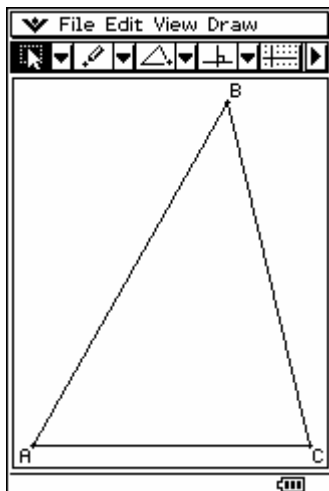
Draw a triangle.

Tap on the second picture to open the drawing tools.

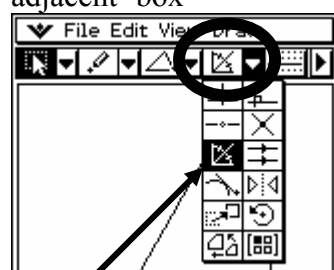


Select

Then tap on the screen to make a triangle appear, as shown below.

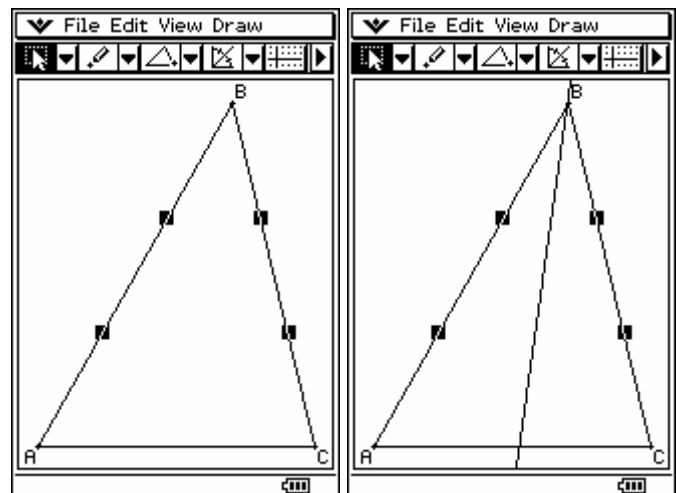


Now select form the tasks in the adjacent 'box'



Select

Now, tap on the sides of the triangle marked AB and then BC, then tap onto the angle bisector picture.



The angle at point B is bisected.

If this process is repeated for each of the pairs of sides to the triangle the incenter can be found.

Definition: Incenter is the

