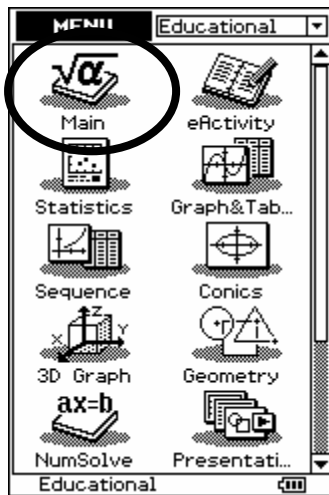



Using the 2D keyboard.

Enter into the **Main** icon.



When you enter into this area of the ClassPad 300 you will generally see this screen – the work area, a clean slate or previous work that has not been cleared.



To clear the screen, tap on:
Edit → Clear All → Ok

Press the Keyboard button and the keyboard appears in the bottom ½ of the screen, as shown below.

There are four 'keyboards':

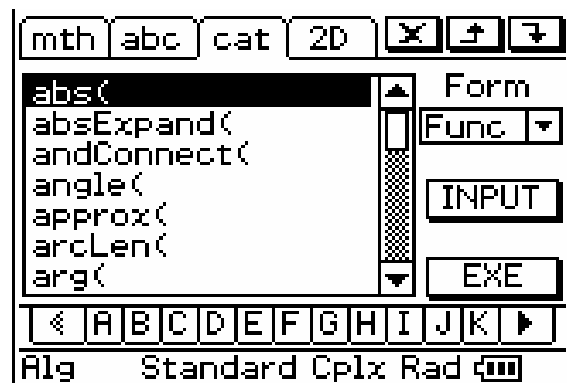
1. mth (mathematical functions)



2. abc (qwerky)



3. cat (categories)



4. 2D (two dimensional features)

