

The [F-D] key.

This resource was written by Derek Smith with the support of CASIO New Zealand. It may be freely distributed but remains the intellectual property of the author and CASIO.

Select RUN mode from the main menu by using the arrow keys to highlight the RUN icon or pressing 1




AND

Select LINK mode from the main menu by using the arrow keys to highlight the LINK icon or pressing D.




This worksheet shows how the calculator [F-D] key can be used to capture images [copy] and its dual function as a fraction – decimal conversion key.

In **RUN** mode the calculator can convert fractions to decimals by pressing the [F-D] key.

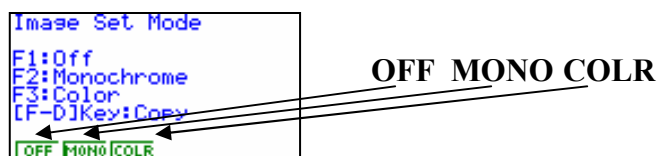


Press **EXE** for the answer.



Then pressing the [F-D] key it will convert to **87.5** (a decimal), press the [F-D] key again and it will convert back to **87 ½** (a fraction).

In **LINK** mode pressing the [F-D] key functions as the ‘screen capture’ for these screen snaps that help produce these worksheets.



The setting for the [F-D] key to be used as a fraction to decimal converter is **OFF**.

By pressing **F6** you can change the [F-D] key to either transmit screen snaps in monochrome or colour (if you have a Casio® CFX 9850G (GB or GB plus) models, by selecting **F2** or **F3**.

